

Lot Got a Lot Lesson 1.4 (ö) Genesis 13:1-18

Directions: 1. **Read the Bible** story to students from your Bible or a children's Bible. 2. **Ask** these questions after reading your Bible: Abram was the boss and could have picked the best land for himself. Instead, what did he do? Why? How is this a good example for us? 3. Students **pre-read the words** in the boxes. 4. The **student reads** the bolded words in the *I Read, You Read* story. Stronger readers read the unbolded words. 5. After the *I Read, You Read* story, **ask:** Abram did not want the families to fight. What can you do the next time there is fighting in your family? 6. **Color** code or **label** the words in the drawing below. Fill in the **word bubbles** with words they might say. Write a sentence about the picture below.

New Words

Lot, got, not, lots, pots, spot
dogs, God, boss, ox
top, stop

Rule breakers

the, of
to, do
said, was
have, his

Sight Words

but, with
go, so
he, we
Abram



Lot Got a Lot

I Read, You Read Bible Story

God said to Abram, “Go.” Abram had a lot. He had an ox.

He had a lot of dogs and a lot of

sheep, cows, goats, and silver.

He had pots of

gold! His nephew

Lot had a lot. He had an ox.

He had a lot of dogs, and a lot of

sheep, cows, and goats.



Abram said, “Let’s go.” So, Abram and his

wife and Lot and all they owned moved.

Their men fought. They were sad about their cows.

“We do not have a lot of grass.

We do not have a lot of

water for our kids!” Their men all fought.

Abram said, “Stop!”

He went with Lot to the top of a hill.

Abram was the boss but he let Lot pick his land.

Lot got the best land. It had lots of hills and lots of

water and even cities.

Abram went to a spot in the west.

Now, both families were happy.



Lot Got a Lot Song with pre-read words

New Words

got, not, spot, Lot, lots, pots
spots
dogs, God, boss, ox
top, stop

Sight Words

but, with, go, so, he, we,
began, also

Abram, know, all, more, than,
that, we'll, I'll, fight, right
gold, hold, fold

Rule Breakers

the, of
to, do, you
said, was
have, his, their
where, could



God said to Abram, "Go." God said to Abram, "Go."

Where will we go? I do not know.

But God said, "Go," we'll go. But God said, "Go," we'll go.

Abram had a lot. Abram had a lot. An ox and dogs and lots of gold.

More than he could hold. More than he could hold.

Lot also had a lot. Lot also had a lot. An ox and dogs,
sheep in a fold.

More than he could hold. More than he could hold.

Their men began to fight. Their men began to fight.

Stop! You go left, and I'll go right.

Their men began to fight. Their men began to fight.

Stop! You go left, and I'll go right.

That will stop the fights. That will stop the fights.


Lot got a lot. Lot got a lot. Lot got the best of all the spots.

Lot got a lot. Lot got a lot.

Lot got the best of all the spots. Lot got a lot. Lot got a lot.

Song: Lot Got a Lot

God said to Abram, "Go."
God said to Abram, "Go."
Where will we go? I do not know.
But God said, "Go," we'll go.
But God said, "Go," we'll go."



Abram had a lot. Abram had a lot.
An ox and dogs and pots of gold.
More than he could hold.
More than he could hold.




Lot also had a lot. Lot also had a lot.
An ox and dogs, sheep in a fold.
More than he could hold. More than he could hold.

Their men began to fight. Their men began to fight.
Stop! You go left, and I'll go right.
Their men began to fight. Their men began to fight.
Stop! You go left, and I'll go right.
That will stop the fights. That will stop the fights.


Lot got a lot. Lot got a lot. Lot got the best of all the spots.
Lot got a lot. Lot got a lot. Lot got the best of all the spots.
Lot got a lot. Lot got a lot.




1. God said to Abram, "Go." God said to Abram, "Go."



2. Where will we go? I do not know.
But God said, "Go," we'll go.




3. Abram had a lot. Abram had a lot.
An ox and dogs and pots of gold.



4. More than he could hold. More than he could hold.



5. Lot also had a lot. Lot also had a lot.
An ox and dogs, sheep in a fold.



6. More than he could hold. More than he could hold.




7. Their men began to fight. Their men began to fight.



8. Stop! You go left, and I'll go right.



9. That will stop the fights. That will stop the fights.



10. Lot got a lot. Lot got a lot.

Lot got the best of all the spots. Lot got a lot. Lot got a lot.



Bible Extension Activities: **Rising Conflict**

In this activity, you will place words of conflict on steps in a staircase. Or use the floor.



Prepare: Wrap a box so that you can open and close the lid.

Read aloud Genesis 13:8: Finally, Abram said to Lot, "Let's not allow this conflict to come between us or our herdsmen. After all, we are close relatives!"

Say: Abram saw trouble between the men who took care of his cows and his nephew Lot's men who took care of their cows. **Ask:**

- * What is conflict?
- * How did Abram handle it?
- * Why did Abram want to solve the fights?

It's my turn!

Say: Fights start out with harsh words and can get angrier. What words do you think the herdsmen said to each other?

Do: Cut out word bubbles from cardstock and write down angry words that the students think of in each bubble, such as: "Hey, it's our turn." "Your cows are getting the best." "Move over," etc. Place these word bubbles on stairs to show the rising conflict. Place at the top a gift you would like to offer to God. Maybe you will wrap a present. **Read** from Matthew 5:23-24: Jesus said "Therefore, if you are offering your gift at the altar and there remember that your brother or sister has something against you, leave your gift there in front of the altar. First go and be reconciled to them; then come and offer your gift." **Explain** "reconciled."

Do: Have the kids talk about what steps Abram and Lot took to stop the conflict from escalating. Then do the same activity for family conflicts: "It's your turn to empty the dishwasher." "Stop staring at me," etc. **Ask:** What steps can you take to stop a fight in your family or between your friends?

Do: As the students think of kind words, turn over the harsh words and replace them with kind words: "I don't mind unloading the dishes for you." "Is anything wrong?" etc. Then place the box at the top step and talk about how our kindnesses are like a gift to God that he can now accept.

Bible Extension Activities: **Win or Lose: You Choose**

In this activity, you will pick the plate with hidden candy.

Do: Reread Abram's words to Lot in Genesis 13:9: "The whole countryside is open to you. Take your choice of any section of the land you want, and we will separate. If you want the land to the left, then I'll take the land on the right. If you prefer the land on the right, then I'll go to the left."


Read Acts 20:35: We must help the weak, remembering the words of the Lord Jesus himself who said, "It is more blessed to give than to receive."

Do: Get four matching paper plates. Fill one plate with candy. Cover that plate. Fill the other one with something kids would not want, such as some paper clips. Cover that plate. Ask the kids to pretend to be Abram or Lot. Mix up the plates. Take turns giving your partner the choice of whichever plate he or she picks. Enjoy the candy. **Ask:**

- * Why did Abram give Lot his choice of land?
- * How did it feel to give someone first choice and not yourself?
- * How can you do this in your daily life?

Do: Write the verse from Acts on the bottom of the paper plate.

Ask: What can you give and with whom?



Bible Extension Activities: **Lot Got More than he Thought**

In this activity, kids will draw pictures to discover that what is on the outside is not what they might get on the inside.

Preparation: On one of each four pieces of card stock, write: sin, ignoring God, war, attacking people. Have each child write their name on an index card. Add sticky tacky on the back of each card.

Say: Lot thought he was getting the best land for himself. **Ask:** What was the land like that he chose? Let the kids work together to draw on each piece of cardstock (without looking at the other side):

fertile plain: draw crops like corn and wheat

well-watered: draw waterfalls and streams

gardens: draw flowers, palm trees fruit trees

cities: draw buildings and people

Do: Stick their illustrations to the wall.

Ask: Where would you want to live?

Do: Blindfold a child and have her wander to the wall and stick her name on one of the drawings and do the same for each child. **Ask:** Did you get the place you wanted to live in? Did you ask God where he wanted you to live first? Did Lot? Let's see what Lot really got.



Do: Have the kids read the backsides of their illustrations. **Read:** Genesis 13:10-13. **Say:** Lot ignored the fact that “the people of this area were extremely wicked and constantly sinned against the Lord.” Lot thought he could handle being around sin and it would not affect him or his family. He was wrong. **Read** the next chapter (Genesis 14). **Say:** Bad choices can often look beautiful and tempting on the outside, but turn out to be ugly and bad on the inside. In Genesis 18-19, you will find that God completely destroyed these cities (Sodom and Gomorrah) for their sin.

Talk about making choices based on God's wisdom, selflessness, and not just what our eyes desire. Discuss choosing friends *not* based just on looks.